

[REPORT] INSTALIVE INTERVIEW

# MAKING NATURE'S BLUEPRINT

GUEST: BALQIS TAJALLI, DIKAKI SUNPRINT STUDIO

MODERATOR: SYUHADA SAPNO

**26 APRIL 2020, 2-3PM**

Balqis Tajalli is an architecture graduate of Korea National University of Arts and manager of DiKaki Sunprint Studio, an art studio focusing on production of sunprints. Sunprints are photographic prints made with the help of sunlight. The subjects of these prints can range from In this interview session, Balqis started off with sharing how she as an artist is adapting to MCO.

As she gave the audience a demonstration on the sunprinting process, she shared the history of cyanotype and briefly explained the chemicals used. The audience got to know the basics of the process like the solutions and materials used, the ratio of the mixed compounds, and the required duration of sunlight exposure. Balqis noted some tips and findings from her personal experience of doing cyanotype sharing that time and weather affects the richness of blue in the final outcome. Besides that, solutions should be disposed by flushing them down the toilet as to not harm the surrounding environment. Balqis also touched on other light-sensitive dyes as she introduced the audience to anthotype, which is an eco-friendly option compared to cyanotype. However, anthotype does not possess the same archival quality.



**For more exciting updates, follow us:**

Instagram: @umrimba

Facebook: fb.com/umrimba

Twitter: @UMRimba

HOSTED & MODERATED  
BY



IN COLLABORATION  
WITH

SUNPRINT  
STUDIO





# MAKING NATURE'S BLUEPRINT

## “How does sunprints play a part in nature conservation?”

The archival quality due to cyanotype slow degradation process provides a method for archiving and studying plants. Balqis first approached The Rimba Project to collaborate and run a workshop on sunprinting with a twist of integrating nature education in the event. The workshop was part of an event known as ‘Buluh in the City’. Participants of the event gained knowledge on various aspects of the plants they forage from the forest floor. Examples are such as the different adaptation of plant parts like seeds, fruits, and leaves, and numerous species of ferns in the Rimba Ilmu Botanic Garden.

A highlight of the Instagram live stream was the studio tour Balqis gave as she showcased some of the sunprint products she has created. It includes lampshades, hand fans and tablecloths. She also briefly discussed the role cyanotype has in the local art scene and talked about her current research project concerning natural dyes and inks.



◀ *Sunprint drying process*

**For more exciting updates, follow us:**

Instagram: @umrimba

Facebook: fb.com/umrimba

Twitter: @UMRimba

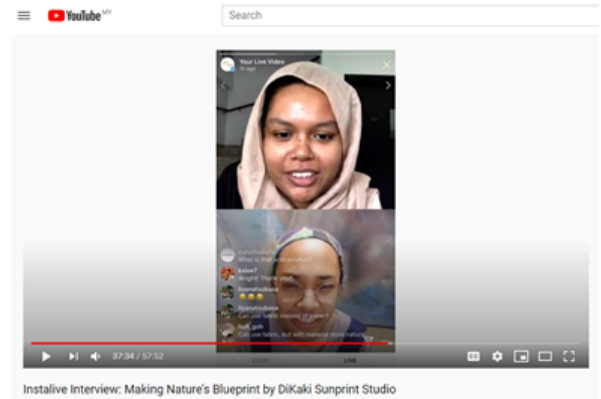
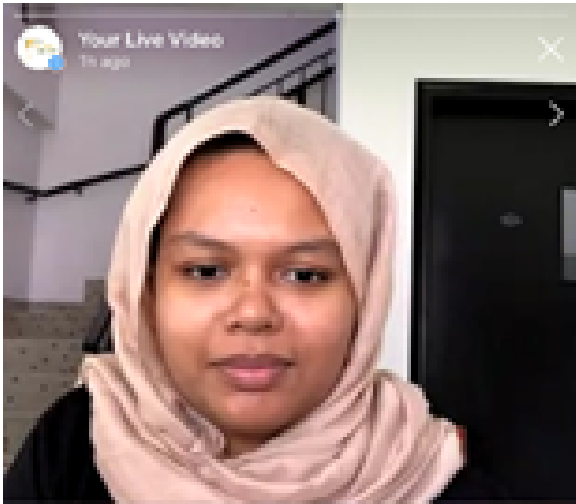
HOSTED & MODERATED  
BY



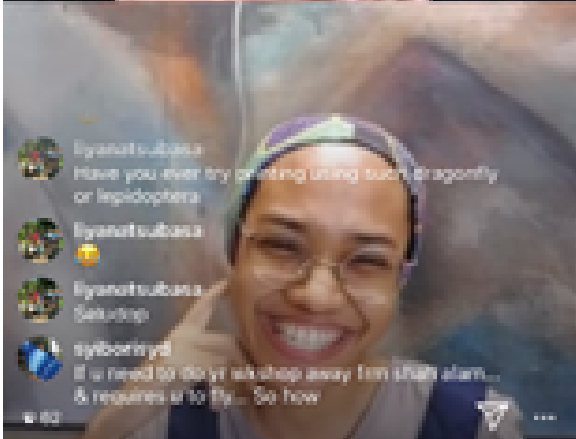
IN COLLABORATION  
WITH

SUNPRINT  
STUDIO





**Screenshot of the interview session uploaded on The Rimba Project's YouTube page**



**Screenshot of the interview session on Instagram Live with Balqis (below)**



**Screenshot of a demonstration on making a sunprint**



**LINK TO THE YOUTUBE VIDEO**

**PART 1: [HTTPS://WWW.YOUTUBE.COM/WATCH?V=NBNM8PHXNTQ](https://www.youtube.com/watch?v=NBNM8PHXNTQ)**

**PART 2: [HTTPS://WWW.YOUTUBE.COM/WATCH?V=MGYIQUH1KCA](https://www.youtube.com/watch?v=MGYIQUH1KCA)**

**For more exciting updates, follow us:**

Instagram: @umrimba

Facebook: fb.com/umrimba

Twitter: @UMRimba

HOSTED & MODERATED BY



IN COLLABORATION WITH

SUNPRINT STUDIO



# [REPORT] INSTALIVE INTERVIEW SERIES 1 23.04.2020 - 26.04.2020

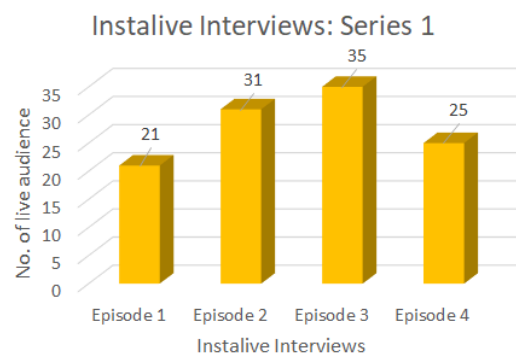


*Instalive Interview is a conversation series discussing on various topics ranging from urban garden, environmental education, urban wildlife, volunteer enhancement/support and art. There are two series of these live streams. Here in the first series we had four invited guests, each of them has their own unique ways and experiences of conserving nature in the city.*

*Interaction with viewers where we addressed their questions in realtime allowed greater engagement as they became active participants that are directly involved in the discussion. The recorded Instalives were then uploaded to The Rimba Project's YouTube page. Time stamps with topic of discussion was added in the description for viewers to jump straight to their preferred topics of interest.*

*The series was a success as this form of networking has increased the audience for The Rimba Project on the social media platforms, especially on Instagram.*

**Bar graph shows the total highest number of viewers whom participated in the interactive interviews throughout all four sessions**



**For more exciting updates, follow us:**

Instagram: @umrimba  
Facebook: fb.com/umrimba  
Twitter: @UMRimba

**For any inquiries, email us at**  
um.rimba@gmail.com

